 WALMAG

NEO 600⁺

 **WALMAG**

NEW

AIR GAP
TEST

 **WALMAG**
SMART & SAFE

PRODUCT
CATALOG

Legends



Milling



Grinding



Circular grinding



Turning



EDM



Accessories



Lifting



Manual handling



Demagnetization



Mag. measuring device



Drilling machines



Electropermanent



Electro



Permanent











Electro/battery


















Non-magnetic










Content

04 HANDLING





 (P)	NEO	05
 (P)	NEO HOT	06
 (E/B)	BM	07
 (E/B)	BMP	08
 (P)	GP 250	09
 (EP)	NEO EP	10
 (P)	NEO HV	11
 (P)	Hand magnets MC	12

13 CLAMPING

 (EP)	Mastermill	14
 (P)	Neomill Compact	15
 (P)	Neomill Compact Pallet	16
 (P)	Neopower Pallet	17
 (P)	Neodymax	18
 (E)	Elmag Wave	19
 (E)	Elmag Compact	20
 (E)	BJP	21
 (E)	Electrofine	22
 (P)	Neomicro	23
 (P)	Neomicro Pallet	24
 (E)	Unigrip	25
 (P)	Fixar Simple	26
 (P)	Fixar Compound;	27
 (P)	Neostar	28

 (P)	Alustar	29
 (P)	Maxgrip	30
 (P)	Permagrip	31
 (P)	Neogrip	32
 (P)	Neospark	33
 (P)	Magbase 3D	34
 (P)	Magnetic blocks WBM	35
 (N)	Laminated blocks	36
 (P)	Accessories	37

38 DEMAGNETIZATION

 (E)	Table demagnetizer DM	39
 (E)	Hand demagnetizer HD	40
 (E)	Tunnel demagnetizer TDM	41
 (E/B)	Digital meters	42

43 DRILLING MACHINES

 (P)	Magnetic drilling machines	44
---	----------------------------	----

45 HEAVY HANDLING

 (P)	Magnet systems	46
---	----------------	----


HANDLING AND LIFTING

Make use of the force and easy control of the lifting magnets in your company. Magnetic tools will replace ropes, chains or clamps during handling and lifting. Your operations will be more efficient, you will save manpower and enhance safety when handling steel products and large pieces of raw iron in smelting works and steel works, workshops and in metallurgical material warehouses.





NEO300® WALMAG

Neo



When to choose a Neo permanent lifting magnet:

The Neo magnet is widely used for handling ferromagnetic materials in the metal industry – in workshops, on building sites, in warehouses for semi-finished steel products, when handling steel workpieces, tools, sheets, metal profiled sections, tubes, and bars.

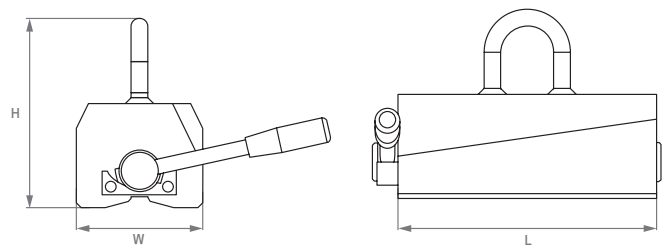
APPLICATION	TECHNOLOGY	NOMINAL LIFTING CAPACITY FOR FLAT MATERIAL	NOMINAL LIFTING CAPACITY FOR ROUND MATERIAL	TEMPERATURE
 Lifting	 Permanent	 up to 2000 kg	 up to 1000 kg	 max. 80 °C

Important parameters:

Nominal lifting capacity for flat material: up to 2000 kg
 Nominal lifting capacity for round material: up to 1000 kg
 Safety factor: 3+ (EN 13155)

Use:

- + handling flat, round, and cylindrical workpieces
- + lifting of profiled sections and sheets



Model	W (mm)	L (mm)	H (mm)	Ø of eye (mm)	Weight (kg)	Tested lifting capacity (kg)	Workload limit flat materials (kg)	Workload limit round materials (kg)	Ø min/max (mm)
NEOL150	60	93	120	10	3	450	150	65	40/100
NEOL300	100	152	180	16	10	900	300	150	60/200
NEOL600	120	246	180	20	21	1800	600	300	65/270
NEOL1000	146	306	236	20	40	3200	1000	500	100/300
NEOL1500	165	374	273	20	69	4700	1500	750	150/350
NEOL2000	165	478	273	20	90	6200	2000	1000	150/350

Neo Hot



When to choose a Neo Hot permanent magnet:

The HOT series is a special design of permanent Neo lifting magnet intended for handling hot materials – burn parts, forgings, tools, workpieces, sheets, profiled sections, tubes, etc. It is noted for its high resistance when operated in difficult conditions and it makes it possible to handle loads at a temperature of up to 180 °C.

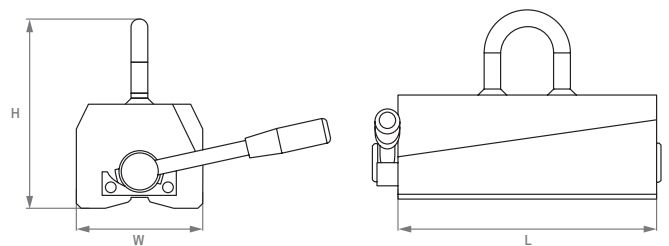
APPLICATION	TECHNOLOGY	NOMINAL LIFTING CAPACITY FOR FLAT MATERIAL	NOMINAL LIFTING CAPACITY FOR ROUND MATERIAL	TEMPERATURE
 Lifting	 Permanent	 up to 2000 kg	 up to 1000 kg	 max. 180 °C

Important parameters:

Nominal lifting capacity for flat material: up to 2000 kg
 Temperature: max. 180 °C
 Safety factor: 3+ (EN 13155)


Use:

- + handling and lifting of not only hot loads
- + handling flat and round workpieces
- + handling sheets and profiled sections








Model	W (mm)	L (mm)	H (mm)	Ø of eye (mm)	Weight (kg)	Tested lifting capacity (kg)	Workload limit flat materials (kg)	Workload limit round materials (kg)	Ø min/max (mm)
NEOL125H	60	93	120	10	3	450	125	40	40/100
NEOL250H	100	152	180	16	10	800	250	125	60/200
NEOL500H	120	246	180	20	21	1600	500	250	65/270
NEOL1000H	146	306	236	20	40	3200	1000	500	100/300
NEOL1500H	165	374	273	20	69	4700	1500	750	150/350
NEOL2000H	165	478	273	20	90	6200	2000	1000	150/350

BM



When to choose a BM magnet:

The BM battery lifting magnet complete with remote control is a suitable tool for handling on premises where it is otherwise difficult to operate a lifting device manually. The remote control operates up to a distance of 10 metres. It is also used for cutters and flame cutting machines when handling metal sheets and loads up to 5000 kg.

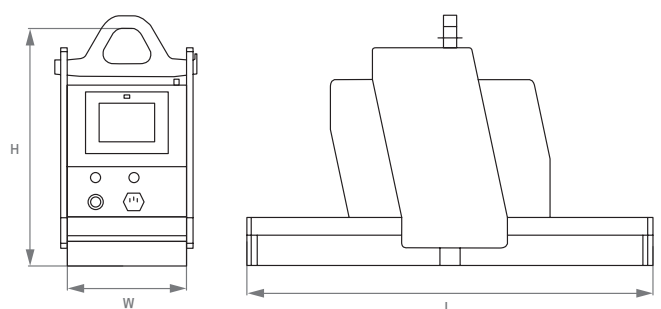
APPLICATION	TECHNOLOGY	NOMINAL LIFTING CAPACITY	DUTY CYCLE	BATTERY LIFE
 Lifting	 Electro/battery	 up to 5000 kg	 50 %	 8 hours at 50% cycle

Important parameters:

Nominal lifting capacity for flat material: up to 5000 kg
 Safety factor: 2:1

Use:

- + lifting a load with a flat surface
- + handling, in particular, sheet metal, blocks, forgings, castings, and burn parts
- + suitable as accessory equipment for cranes designed for handling material for grinders, milling machines, cutters, and flame cutting machines, these can be used in metallurgical plants, warehouses, and despatch departments



Model	Workload limit flat materials (kg)	Tested lifting capacity (kg)	W x L of base (mm)	Height up to crane hook (mm)	Weight (kg)	Built in battery	Type of battery
BM1350	1350	2700	242 x 272	460	60	12 V/35 Ah	FG12 - 35 D
BM2500	2500	5000	242 x 400	460	72	12 V/75 Ah	FG12 - 75 D
BM3600	3600	7200	240 x 1050	460	180	12 V/75 Ah	FG12 - 75 D
BM5000	5000	10 000	300 x 1200	460	203	12 V/75 Ah	FG12 - 75 D

BMP

It can also be controlled using the IR remote control from up to 10 metres away



Display with battery level LED indicator

The shape of the poles makes it possible to handle round and other materials

When to choose a BMP battery-powered lifting magnet:

The battery-powered BMP series lifting magnets are easily manageable aids with a high degree of safety. They are designed for handling flat and round ferromagnetic materials as well as other profiles. The remote control will facilitate your work in locations with poor accessibility.

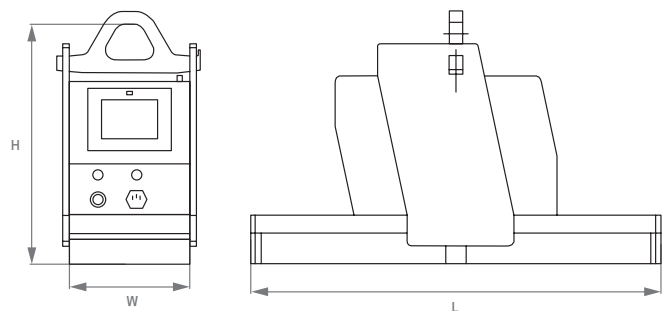
APPLICATION	TECHNOLOGY	NOMINAL LIFTING CAPACITY FOR FLAT MATERIAL	NOMINAL LIFTING CAPACITY FOR ROUND MATERIAL	DUTY CYCLE
 Lifting	 Electro/battery	 up to 3600 kg	 up to 2200 kg	 50 %

Important parameters:

Nominal lifting capacity for flat material: up to 3600 kg
 Nominal lifting capacity for round material: up to 2200 kg
 Temperature: max. 50 °C
 Safety factor: 2:1

Use:

- + handling loads with reduced surface quality
- + handling tubes, bars, I-, H-, T-, and Z-shaped profiled sections and more
- + it will also manage flat material, angle sections, sheet piles, etc.



Model	Workload limit flat materials (kg)	Workload limit round materials (kg)	Ø min/max (mm)	Tested lifting capacity (kg)	W x L of base (mm)	Height up to crane hook (mm)	Weight (kg)	Built in battery
BMP1800	1800	1100	40/440	3600	242 x 470	610	167	12V/75Ah
BMP3600	3600	2200	45/500	7200	262 x 760	610	420	12V/75Ah

GP 250

Lockable release lever for comfortable and safe operation

Big lockable lifting eye prevents undesirable tilting from horizontal to vertical positions

Easy handling and tilting of loads from horizontal to vertical positions and vice versa

Light, compact design



When to choose a GP 250 permanent crane magnet:

The GP 250 is a permanent crane magnet for handling metal sheets and steel plates from 3 mm in thickness. Thanks to its unique configuration of poles, it is possible to use this magnet and take individual metal plates from a stack, starting with 4 mm in thickness. At the same time, this configuration reduces peel-off effect by thin metal sheets significantly.

APPLICATION



Lifting

TECHNOLOGY



Permanent

HORIZONTAL WORKING LIMIT



up to 250 kg

VERTICAL WORKING LIMIT



up to 80 kg

SAFETY FACTOR



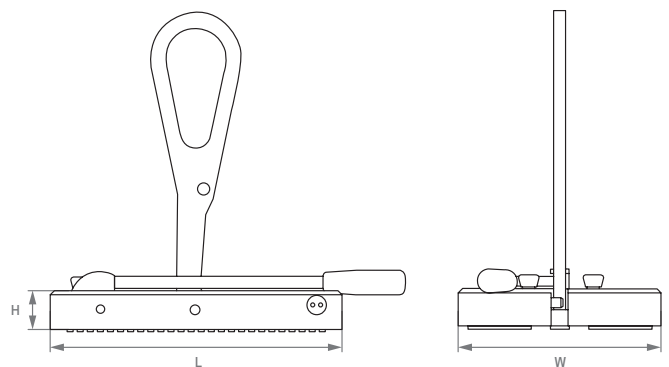
4:1

Important parameters:

Horizontal working limit: 250 kg
 Vertical working limit: 80 kg
 Size: 288 x 200 x 40 mm
 Temperature: max. 80 °C


Use:

- + strong magnet designed for suspension from a crane hook
- + handling loads from horizontal to vertical positions and vice versa
- + handling sheet metals from a stack, from 4 mm material thickness



Model	W (mm)	L (mm)	H (mm)	Horizontal limit (kg)	Vertical limit (kg)	Weight (kg)	Tested break away force (kg)
GP250	200	288	40	250	80	9,75	1100

Neo EP



When to choose a Neo EP electropermanent lifting magnet:

Neo EP electropermanent lifting magnets are suitable for frequent and repeated workpiece handling and lifting – electrical control of the magnet requires no physical exertion, which is why it saves manpower and enhances work efficiency.

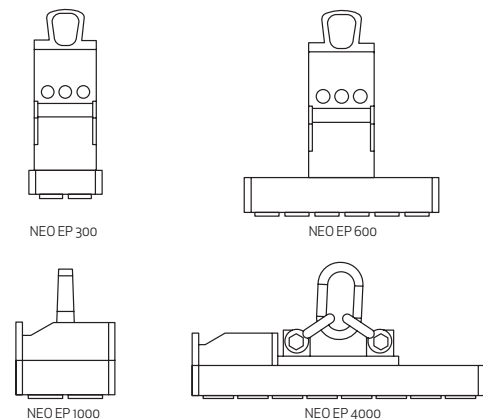
APPLICATION	TECHNOLOGY	LIFTING CAPACITY	ACTIVE MAGNETIC AREA	SAFETY FACTOR
 Lifting	 Electropermanent	 up to 4000 kg	 from 116 x 166 mm	 3:1

Important parameters:

Lifting capacity for flat material: up to 4000 kg
 Temperature: max. 80 °C
 Duty cyclus: 100 %


Use:

- NEOSQ300: handling smaller parts from mass production, blanks, forgings, castings
- NEOSQ600: handling longer parts and profiled sections
- NEOSQ1000: handling thicker sheets, burn parts, tools, and cuts
- NEOSQ4000: handling large parts during plasma cutting



Model	W (mm)	L (mm)	H (mm)	Number of poles	Pole structure	Breakaway force (kN)	Clamping surface (mm)	Weight (kg)
NEOSQ300	164	164	420	4	50	14	116 x 166	23
NEOSQ600	95	420	450	6	50+	22	372 x 52	44
NEOSQ1000	228	228	295	4	80	36	172 x 172	77
NEOSQ4000	228	783	295	16	80	144	724 x 172	132

Neo HV



When to choose a Neo HV lifting arm:

The Neo HV is a lifting arm, thanks to which, in combination with a lifting magnet, you can easily turn a workpiece from the horizontal to the vertical position. You will appreciate this when handling sheets, metal plates and round materials for lathes and horizontal machining centres.

APPLICATION



Lifting

TECHNOLOGY



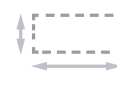
Permanent

LIFTING CAPACITY



up to 1000 kg

LOAD DIMENSION



up to 1000 x 2000 mm

TEMPERATURE



max. 80 °C

Important parameters:

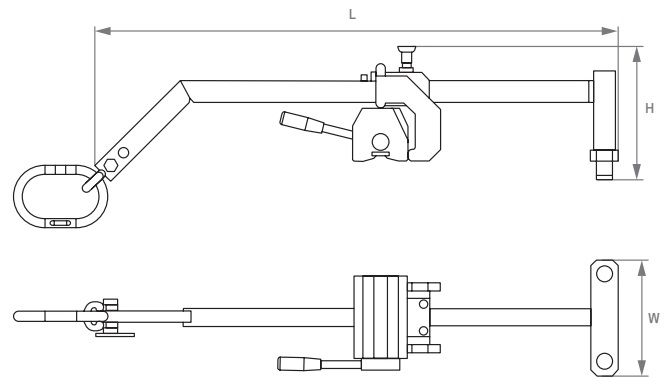
Nominal lifting capacity for flat material: up to 1000 kg
 Safety factor: 3:1

Additional information:

- + the lifting magnet is not included
- + the individual models of HV liftarm are compatible with Neo 250, 500 and 1000 capacities

Use:

- + for manoeuvring workpieces to horizontal machining centres and lathes



Model	W (mm)	L (mm)	H (mm)	Capacity (kg)	Workpiece width (mm)	Weight (kg)
LARM250	210	958	244	250	300 - 800	16
LARM500	210	1158	244	500	300 - 1000	20
LARM1000	210	1211	297	1000	300 - 1000	33

MC hand magnet



When to choose an MC hand magnet for manual load handling:

Hand magnets are used solely for quick manual handling of sheets, burn parts, smaller steel blocks and other smooth steel items. MC hand magnets are also suitable for lifting individual sheets from a stack. This type of hand magnet IS NOT designed for use on a crane.

APPLICATION



Manual handling

TECHNOLOGY



Permanent

LIFTING CAPACITY



up to 90 kg

VERTICAL CAPACITY



max. 50 kg

WEIGHT



from 1,4 kg

Important parameters:

Application: Lifting
 Technology: Permanent
 Lifting capacity: up to 90 kg

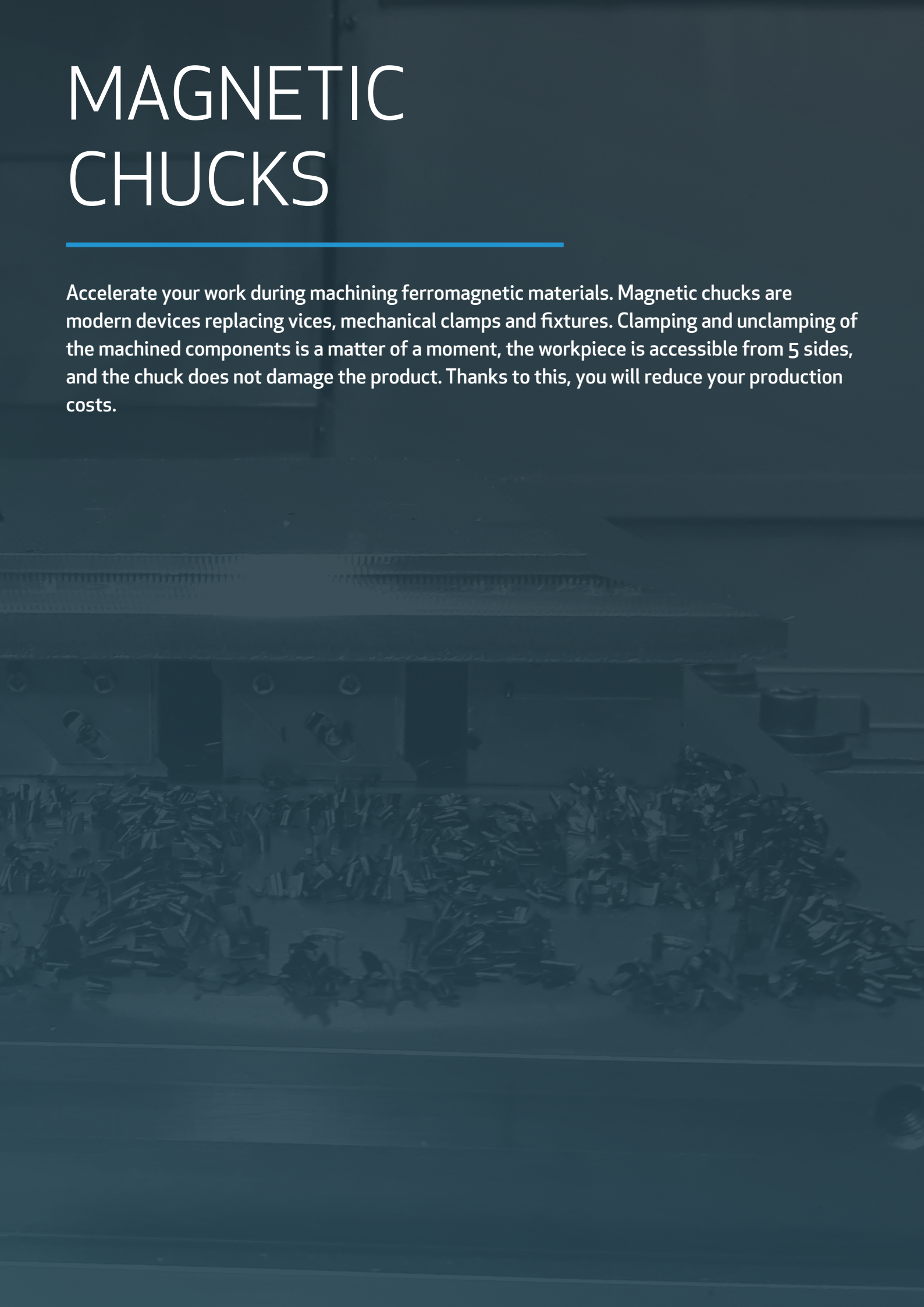
Use:

- + easy manual handling of heavy and difficult to grasp loads
- + manual handling of loads such as sheets, burn parts, and other steel objects
- + suitable for removing individual sheets from a stack

Model	W (mm)	L (mm)	H (mm)	Max. capacity (kg)	Weight (kg)
MC-2	150	160	27	60	1,4
MC-2S	160	230	24	90	2,9

MAGNETIC CHUCKS

Accelerate your work during machining ferromagnetic materials. Magnetic chucks are modern devices replacing vices, mechanical clamps and fixtures. Clamping and unclamping of the machined components is a matter of a moment, the workpiece is accessible from 5 sides, and the chuck does not damage the product. Thanks to this, you will reduce your production costs.



Mastermill




**MONOBLOCK
PROTECTED**

- 100% WATERTIGHT
- 30% LONGER LIFE
- 15% LESS WEIGHT

Possibility to connect a set of magnets to a single control unit

Possibility to machine the workpiece from 5 sides, drill through or machine uneven workpieces



Slot round the entire perimeter –
– for easy attachment to the machine table

The stop blocks can be moved freely to any side

When to choose a Mastermill electropermanent magnetic chuck:

If you are looking for a versatile magnetic chuck for milling and drilling of small and large workpieces, then a Mastermill chuck is the right choice. Using pole extensions, the material can be machined from 5 sides, drilled through, and uneven material can be machined as well. For optimum holding force, the required workpiece thickness is at least 12 mm. Standard version with top plate in steel/stainless steel combination is also suitable for dry or MQL machining.

APPLICATION



Milling

TECHNOLOGY



Electropermanent

CHUCK DIMENSION



from 300 x 430 mm

HOLDING FORCE



170 N/cm²

POLES



Square


Model	Number of poles	W (mm)	L (mm)	H (mm)	Weight (kg)
MM50300490	24	300	490	51	49
MM50300600	32	300	600	51	61
MM50300800	40	300	800	51	82
MM50300900	48	300	900	51	92
MM50420490	36	420	490	51	70
MM50420600	48	420	600	51	86
MM50420800	60	420	800	51	114
MM50420900	72	420	900	51	128
MM50480600	56	480	600	51	97
MM50480800	70	480	800	51	130
MM50480900	84	480	900	51	146
MM50480990	84	480	990	51	161
MM50580800	80	580	800	51	157
MM50580900	96	580	900	51	177
MM50580990	96	580	990	51	194

Important parameters:

Holding force:	170 N/cm ²
Min. workpiece size:	50 x 110 x 12 mm
Poles:	Square
Regrinding limit:	6 mm
Pole size:	50 x 50 mm
Top plate:	Steel/stainless steel combination

Use:

- + machining of uneven parts up to 5 sides
- + clamping of a wide range of workpiece sizes during milling
- + clamping of large forms, castings, blocks, structures, etc. during drilling operations
- + rough grinding of large parts



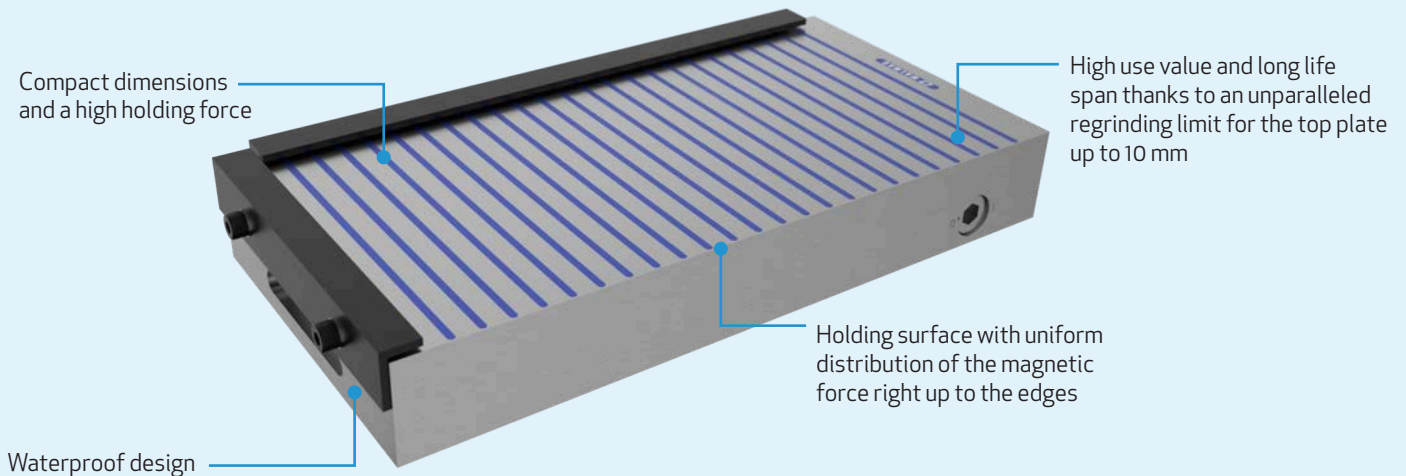
For more information, visit www.walmagmagnetics.com

Neomill Compact



**MONOBLOCK
PROTECTED**

- 100% WATERTIGHT
- 30% LONGER LIFE
- 15% LESS WEIGHT



When to choose a Neomill Compact magnetic chuck:

Milling, Drilling, planing or heavy grinding. The Neomill magnetic chuck can be of use anywhere where really a high holding force and stability for clamping of relatively small workpieces are needed. This product is suitable for metal cutting operations with coolant. For dry machining, Neomill (STD) is the first choice.

APPLICATION



Milling

TECHNOLOGY



Permanent

CHUCK DIMENSION



from 150 x 250 mm

HOLDING FORCE



160 N/cm²

POLES



Transverse

Important parameters:

Holding force:	160 N/cm ²
Min.workpiece size:	25 x 25 x 6 mm
Poles:	Transverse
Regrinding limit:	10 mm
Pole pitch:	T15 11+4 mm (steel/epoxy)

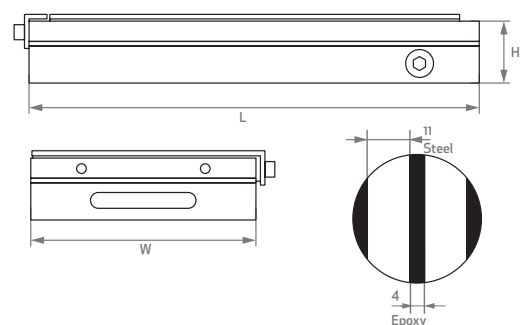
Additional information:

- + available also with mounted top plate with steel and brass lamellae

Use:


- + milling, drilling, planing, heavy grinding

Model	W (mm)	L (mm)	H (mm)	Weight (kg)
NEOMC150250	150	250	50	17
NEOMC150450	150	450	50	25
NEOMC200400	200	400	55	33
NEOMC200500	200	500	55	42
NEOMC200600	200	600	55	51
NEOMC250400	250	400	60	46
NEOMC300500	300	500	60	66
NEOMC300600	300	600	60	82



For more information, visit www.walmagmagnetics.com

Neomill Compact pallet



When to choose a Neomill Compact pallet chuck:

The Neomill Compact pallet magnetic chuck is designed for workpiece clamping and for precise workpiece clamping in automated production plants. It is suitable for machining, grinding, milling, electrical discharge machining and measuring operations from smaller up to medium and larger components. You will use it everywhere a high holding force and stability is required.

APPLICATION



Milling

TECHNOLOGY



Permanent

CHUCK DIMENSION



from 240 x 240 mm

HOLDING FORCE



160 N/cm²

POLES



Transverse

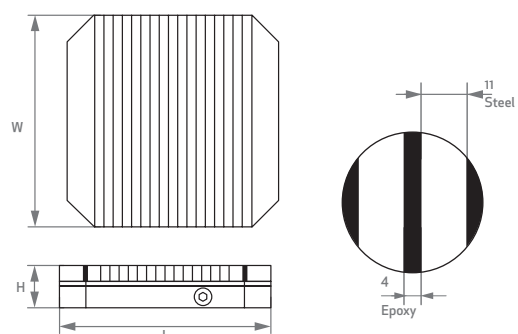
Important parameters:

Application:	Milling, surface grinding
Technology:	Permanent
Holding force:	160 N/cm ²
Min. workpiece size:	25 x 25 x 6 mm
Poles:	Transverse
Regrinding limit:	10 mm
Pole pitch:	T15 11+4 mm (steel/epoxy)

Use:

- + clamping of small up to large workpieces
- + medium duty and high speed milling
- + heavy duty surface grinding
- + 5-axis machining
- + electrical discharge machining - EDM


Model	W (mm)	L (mm)	H (mm)	Weight (kg)
NEOM240240	240	240	50	21
NEOM280280	280	280	50	28
NEOM320320	320	320	50	37



Neopower pallet

Significant holding force of 160 N/cm² due to double magnetic system with neodymium magnets

Clamping surface with a constant magnetic force up to the edges



Solid and stable steel structure

When to choose a Neopower pallet magnetic chuck:

The Neopower pallet magnetic chuck is used for clamping of medium large up to large components on automatic machining centres. It is suitable for heavy and high speed milling, five-axis machining, drilling, threading and heavy grinding.

APPLICATION



Milling

TECHNOLOGY



Permanent

CHUCK DIMENSION



from 240 x 240 mm

HOLDING FORCE



160 N/cm²

POLES



Transverse

Important parameters:

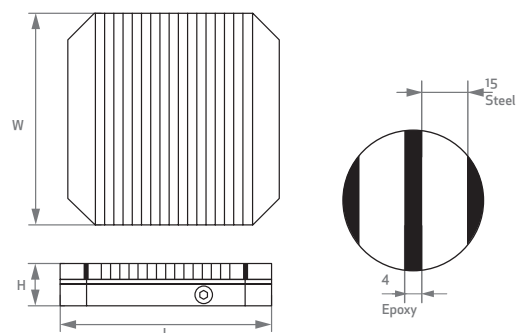
Application:	Milling
Technology:	Permanent
Holding force:	160 N/cm ²
Min. workpiece size:	75 x 75 x 10 mm
Regrinding limit:	8 mm
Pole pitch:	T19 15+4 mm (steel/epoxy)

Use:

- + clamping of medium-sized up to large components
- + heavy and high speed milling
- + 5-axis machining
- + drilling and threading
- + heavy grinding


Model (Neopower pallet)	W (mm)	L (mm)	H (mm)	Weight (kg)
NEOP240240P	240	240	60	27
NEOP280280P	280	280	60	37
NEOP320320	320	320	60	46

Model (Neopower)	W (mm)	L (mm)	H (mm)	Weight (kg)
NEOP300600	300	600	63	90



Neodymax

High durability and long life span of the top plate made of steel/stainless steel



High holding force of the double magnetic system with neodymium magnets

Versatility - the possibility of use for grinding and light milling

Easy operation for high efficiency of clamping

Tough and stable structure of the chuck for precise machining

Robust and durable steel base

When to choose the Neodymax permanent magnetic chuck:

Neodymax magnetic chucks have a double neodymium magnetic system for creating a very high holding force. This makes the chucks suitable for demanding machining operations, e.g. heavy surface grinding or light milling.

APPLICATION



Milling/grinding

TECHNOLOGY



Permanent

CHUCK DIMENSION



from 150 x 300 mm

HOLDING FORCE



120 N/cm²

POLES



Transverse

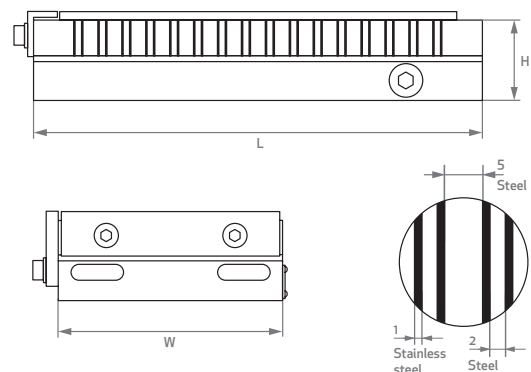
Important parameters:

Application:	Milling, grinding, EDM
Technology:	Permanent
Holding force:	120 N/cm ²
Min. workpiece size:	10 x 10 x 5 mm
Pole:	Transverse
Regrinding limit:	6 mm
Pole size:	T15, further refined 5/1/5/1/2/1 mm (steel/stainless steel)


Use:

- + precise grinding of small and thin pieces up to large components
- + light surface milling
- + it can be immersed in dielectric liquid during EDM machining

Model	W (mm)	L (mm)	H (mm)	Weight (kg)
NEOD150300	150	300	54	20
NEOD150450	150	450	54	30
NEOD200450	200	450	54	40
NEOD250380	250	380	56	40
NEOD300600	300	600	56	78



Elmag Wave



When to choose an Elmag Wave magnetic chuck:

Elmag Wave is an electromagnetic chuck suitable for heavy and high-performance surface grinding. The chucks are particularly efficient for roughing operations primarily on vertical grinders with grinding segments.

APPLICATION



Grinding

TECHNOLOGY



Electro

CHUCK DIMENSION



from 200 x 600 mm

HOLDING FORCE



130 N/cm²

POLES



Wave type

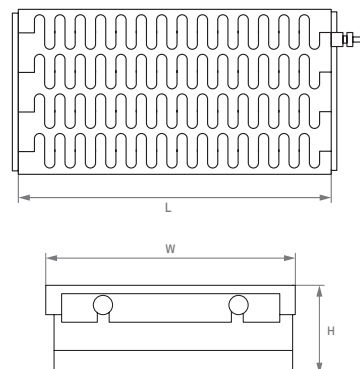
Model	W (mm)	L (mm)	H (mm)	Wattage (W)	Weight (kg)
ELMGW200600	200	600	69	90	57
ELMGW2001000	200	1000	79	152	109
ELMGW2501000	250	1000	79	219	135
ELMGW300500	300	500	69	106	72
ELMGW300600	300	600	69	135	86
ELMGW300800	300	800	79	164	148
ELMGW3001000	300	1000	79	189	164
ELMGW3001500	300	1500	79	318	246
ELMGW400600	400	600	69	210	115
ELMGW400700	400	700	79	223	174
ELMGW400800	400	800	69	240	153
ELMGW6001000	600	1000	79	456	328
ELMGW6001500	600	1500	79	322	492

Important parameters:

Min. workpiece size:	120 x 40 x 20 mm
Pole pitch:	T40
Regrinding limit:	8 mm


Use:

- + heavy and high-performance surface grinding
- + roughing primarily on vertical grinders with grinding segments



For more information, visit www.walmagmagnetics.com

Elmag Compact



When to choose an Elmag Compact magnetic chuck:

The Elmag Compact electromagnetic chuck is suitable for heavy and final surface grinding of medium to large size workpieces.

APPLICATION



Grinding

TECHNOLOGY



Electro

CHUCK DIMENSION



from 200 x 600 mm

HOLDING FORCE



130 N/cm²

POLES



Oval

Model	W (mm)	L (mm)	H (mm)	Wattage (W)	Weight (kg)
ELMG200600	200	600	69	90	57
ELMG2001000	200	1000	79	152	109
ELMG2501000	250	1000	79	219	135
ELMG300500	300	500	69	106	72
ELMG300600	300	600	69	135	86
ELMG300800	300	800	79	164	148
ELMG3001000	300	1000	79	189	164
ELMG3001500	300	1500	79	318	246
ELMG400600	400	600	69	210	115
ELMG400700	400	700	79	223	174
ELMG400800	400	800	69	240	153
ELMG6001000	600	1000	79	456	328
ELMG6001500	600	1500	79	322	492

Important parameters:

Min. workpiece size: 22 x 144 x 48 mm

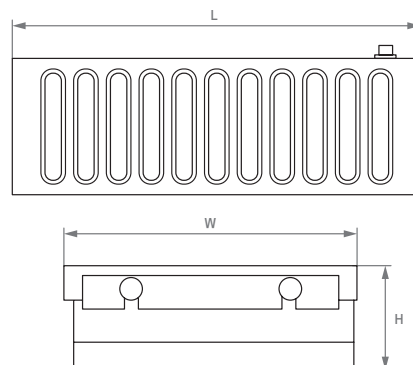
Pole pitch: T48 mm

Regrinding limit: 8 mm

Power supply cable length: 6 m


Use:

- + clamping of medium to large size parts on grinders
- + heavy and final surface grinding



For more information, visit www.walmagmagnetics.com

BJP



When to choose a BJP electromagnetic chuck:

The BJP electromagnetic chuck is suitable heavy duty grinding of a wide range of parts from a minimum size of 35 x 35 x 3 mm. Thanks to the combined pole pitch, it also clamps very large parts very well. The electromagnet is operated simply by pressing the button on the remote control of the control unit. This unit also provides variable adjustment of the force to create optimum conditions for clamping.

APPLICATION



Grinding

TECHNOLOGY



Electro

CHUCK DIMENSION



from 200 x 600 mm

HOLDING FORCE



130 N/cm²

POLES



Transverse

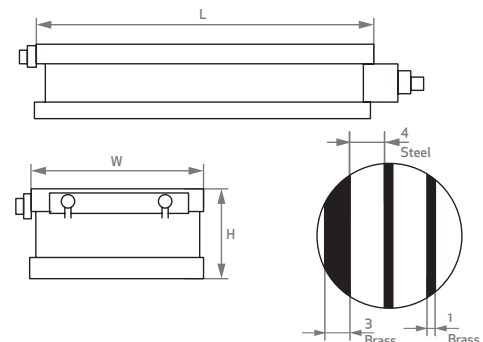
Important parameters:

Application:	Grinding
Technology:	Electro
Holding force:	130 N/cm ²
Min. workpiece size:	35 x 35 x 3 mm
Regriding limit:	7 mm
Pole pitch:	T42 further refined 4+1 mm (steel/brass)

Use:

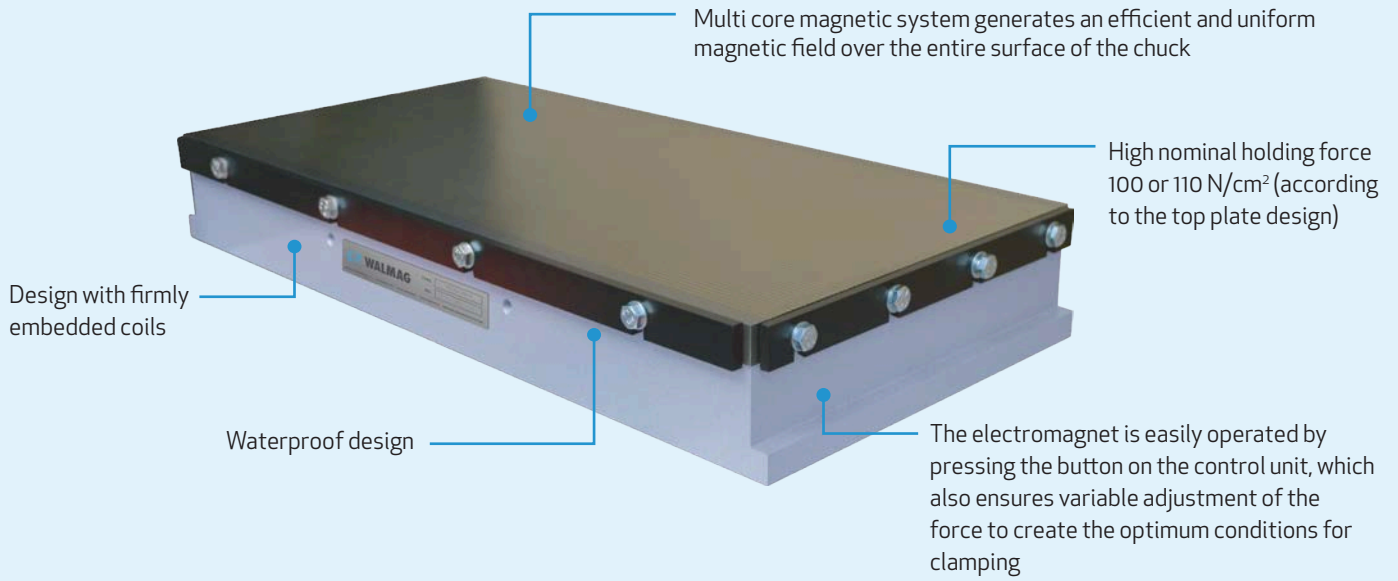
- + heavy duty grinding for a wide range of workpiece sizes

Model	W (mm)	L (mm)	H (mm)	Wattage (W)	Weight (kg)
BJP200600	200	600	98	160	77
BJP300600	300	600	98	215	118
BJP400800	400	800	100	350	212
BJP3001000	300	1000	103	350	201
BJP4001000	400	1000	103	435	269
BJP5001000	500	1000	108	530	352
BJP6001000	600	1000	113	620	420



For more information, visit www.walmagmagnetics.com

Electrofine



When to choose the Electrofine electromagnetic chuck:

Electrofine is used for efficient clamping of very small workpieces during precise surface grinding. Recommended minimum dimensions are 25 x 25 x 3 mm. For smaller workpieces from 15 x 15 x 1 mm, the special Microfine version is available.

APPLICATION



Grinding

TECHNOLOGY



Electro

CHUCK DIMENSION



from 150 x 250 mm

HOLDING FORCE



from 100 N/cm²

POLES



Transverse/Longitudinal

Model (Electrofine)	W (mm)	L (mm)	H (mm)	Wattage (W)	Weight (kg)
ELEC150300T31	150	300	74	77,5	25
ELEC200400T31	200	400	74	112	41
ELEC200500T31	200	500	74	166	55
ELEC200600T31	200	600	74	137	65
ELEC300600T31	300	600	74	253	94

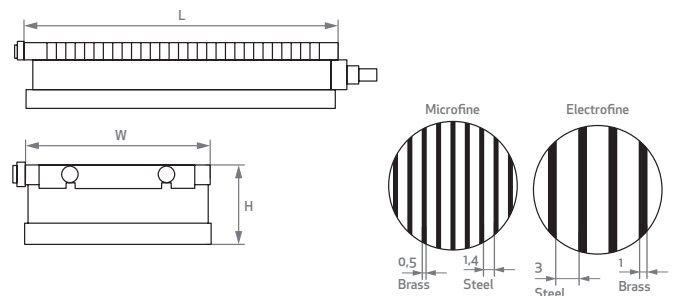
Model (Microfine)	W (mm)	L (mm)	H (mm)	Wattage (W)	Weight (kg)
ELEC150250T1405	150	250	72	71	19
ELEC150300T1405	150	300	72	78	22
ELEC200400T1405	200	400	72	113	39
ELEC200500T1405	200	500	72	166	52
ELEC200600T1405	200	600	72	137	61
ELEC300600T1405	300	600	72	252	97

Important parameters:

Regrinding limit: 6 mm
 Min. workpiece size: 25 x 25 x 3 mm (Electrofine),
 15 x 15 x 1 mm (Microfine)
 Pole pitch: T4 3+1 mm (Electrofine),
 T1,9 1,4+0,5 mm (Microfine)

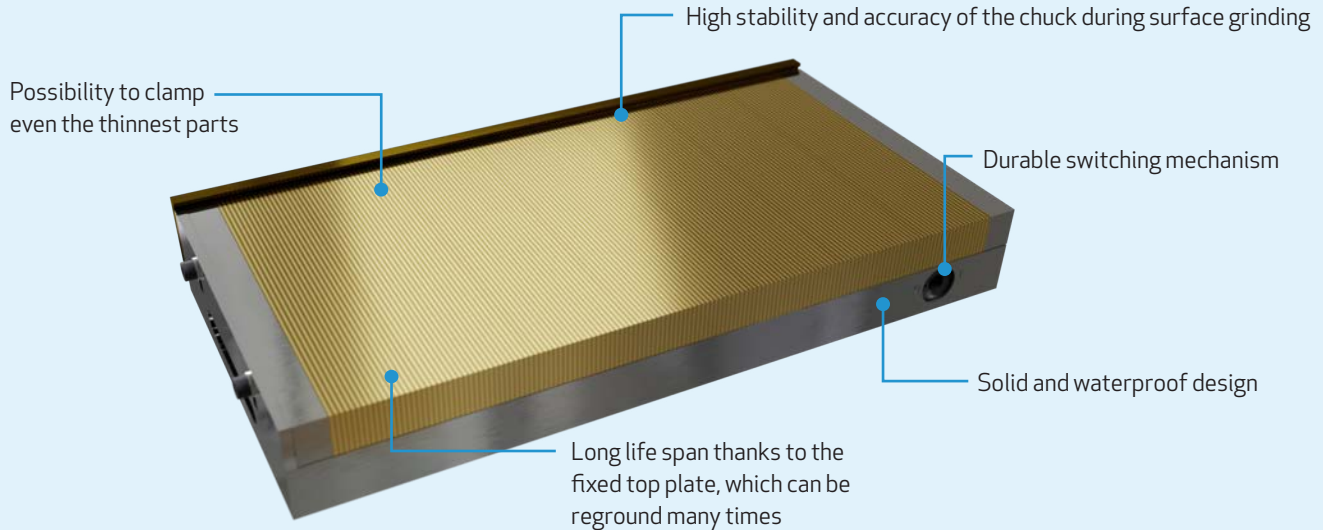
Use:

+ for clamping small and large workpieces during precise surface grinding



For more information, visit www.walmagmagnetics.com

Neomicro



When to choose a Neomicro magnetic chuck:

The Neomicro permanent chuck with an exceptional holding force combines high quality with a favourable price. It is simple and low maintenance clamping device.. It is suitable primarily as an accessory to grinders intended for precise surface grinding of very small and thin parts up to large workpieces. It is suitable for electrical discharge machining.

APPLICATION



Grinding

TECHNOLOGY



Permanent

CHUCK DIMENSION



from 70 x 140 mm

HOLDING FORCE



100 N/cm²

POLES



Transverse

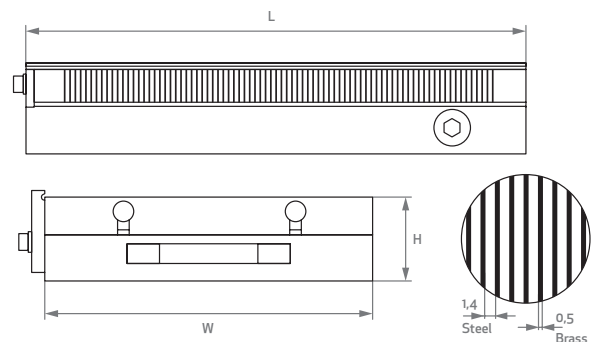
Model	W (mm)	L (mm)	H (mm)	Weight (kg)
NEOC100175	100	175	49	7
NEOC100250	100	250	49	10
NEOC130255	130	255	49	13
NEOC150250	150	250	51	15
NEOC150300	150	300	51	18
NEOC150350	150	350	51	22
NEOC150400	150	400	51	25
NEOC150450	150	450	51	28
NEOC200400	200	400	51	33
NEOC200450	200	450	51	37
NEOC200500	200	500	51	41
NEOC200600	200	600	51	49
NEOC250500	250	500	56	56
NEOC300600	300	600	56	81

Important parameters:

Holding force: 100 N/cm²
 Min. workpiece size: 4 x 4 x 1 mm
 Regrinding limit: 7 mm
 Pole pitch: T1,9 1,4+0,5 mm (steel/brass)


Use:

- + precise surface grinding of small and thin, as well as large parts
- + also suitable for electrical discharge machining (EDM)



For more information, visit www.walmagmagnetics.com

Neomicro pallet



When to choose a Neomicro permanent magnetic pallet chuck:

The Neomicro permanent pallet chuck can be used for machining in automated production plants and machining centres. Suitable primarily for grinding and electrical discharge machining of a wide range of parts, from large to very small and thin.

APPLICATION



Grinding

TECHNOLOGY



Permanent

CHUCK DIMENSION



from 240 x 240 mm

HOLDING FORCE



100 N/cm²

POLES



Transverse

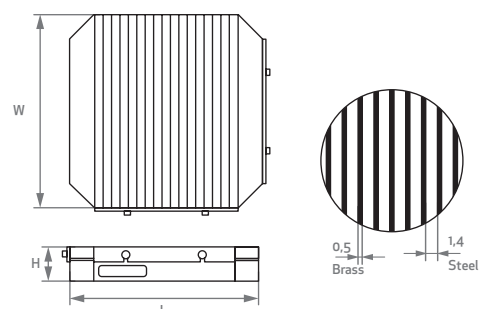
Important parameters:

Application:	Grinding, EDM
Technology:	Permanent
Holding force:	100 N/cm ²
Min. workpiece size:	4 x 4 x 1 mm
Pole:	Transverse
Regrinding limit:	7 mm
Pole pitch:	T1,9 1,4+0,5 mm (steel/brass)

Use:

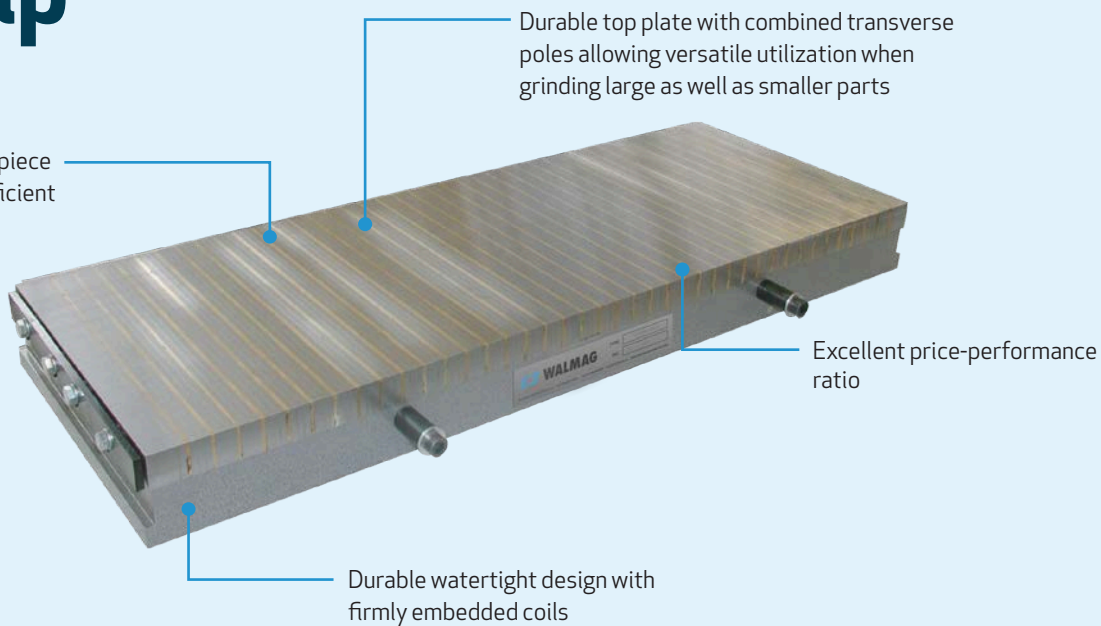
- + precise surface grinding of small and thin, as well as large parts
- + also suitable for electrical discharge machining (EDM)
- + adaptable for zero-reference clamping systems and robotic grippers

Model	W (mm)	L (mm)	H (mm)	Weight (kg)
NEOC240240P	240	240	63,5	21,5
NEOC280280P	280	280	63,5	29
NEOC320320P	320	320	63,5	38



Unigrip

High speed of workpiece replacement for efficient production



When to choose the Unigrip electromagnetic chuck:

Unigrip is a universal electromagnetic chuck which, due to an interesting price and holding force of 90 N/cm², fits in ordinary industrial plants for clamping for everyday grinding of medium to large workpieces.

APPLICATION



Grinding

TECHNOLOGY



Electro

CHUCK DIMENSION



from 200 x 600 mm

HOLDING FORCE



90 N/cm²

POLES



Transverse

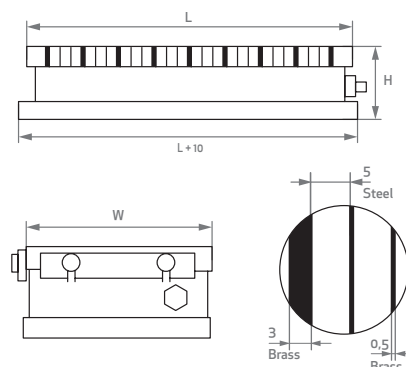
Important parameters:

Application:	Grinding
Technology:	Electro
Holding force:	90 N/cm ²
Min. workpiece size:	25 x 25 x 5 mm
Poles:	Transverse
Regrinding limit:	6 mm
Pole pitch:	T19, further refined 5+0.5/5+0.5/5+3 mm (steel/brass)

Use:

- + clamping of medium to large workpieces during general grinding

Model	W (mm)	L (mm)	H (mm)	Wattage (W)	Weight (kg)
UNIG300600	300	600	73	198	96
UNIG400800	400	800	73	253	162
UNIG3001000	300	1000	73	235	172
UNIG4001000	400	1000	73	384	210
UNIG5001000	500	1000	73	443	251
UNIG6001000	600	1000	73	568	358



For more information, visit www.walmagmagnetics.com

Fixar simple sine table


Standardly equipped with Neomicro magnetic chuck with fine pole layout

Longitudinal angle setting in a range of 0 – 45° (or transverse 0 – 30°)

Hardened base plate for extraordinary stability

Parallelism (paralleling): +/- 5 micrometres per 100 mm

Extraordinary accuracy +/- 5 seconds of arc even after a longer period of use



When to choose a Fixar simple sine table:

The Fixar, a simple sine table with a Neomicro permanent chuck suitable for precise angle grinding, electrical discharge machining, and measuring. You can choose a model with an angle setting in the longitudinal axis or an angle setting in the transverse axis.

APPLICATION



Grinding

TECHNOLOGY



Permanent

CHUCK DIMENSION



from 70 x 140 mm

HOLDING FORCE



100 N/cm²

POLES



Transverse

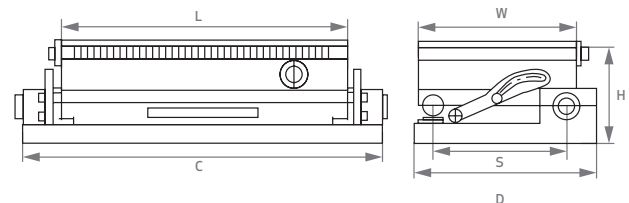
Important parameters:

Min. workpiece size: 4 x 4 x 1 mm

Regrinding limit: 7 mm

Use:

- + accurate angle surface grinding, measuring, electrical discharge machining - EDM




Model	W (mm)	L (mm)	H (mm)	C x D (mm)	S (mm)	Weight (kg)
SINES70140	70	140	67	130 x 140	55	7
SINES130250	130	250	76	295 x 145	115	20
SINES150250	150	250	79	290 x 165	135	20
SINES150300	150	300	79	340 x 165	135	27
SINES150350	150	350	87	390 x 165	135	34.5
SINES150450	150	450	87	490 x 165	135	44
SINES200400	200	400	88	440 x 215	185	52
SINES300600	300	600	95	660 x 320	285	121

For more information, visit www.walmagmagnetics.com

Fixar compound sine table

Equipped with a high-quality Neomicro magnetic chuck with fine pole layout



Tilting is possible on both axes, longitudinal and transverse

Solid hardened base plate

Setting of angles in the longitudinal range 0 – 45°, in the transverse 0 – 30°

When to choose a Fixar compound sine table:

The Fixar compound sine table with a Neomicro permanent chuck is designed for precise angle grinding. You will get excellent variability of machining during workpiece clamping because the Fixar allows tilting on the longitudinal and the transverse axes at the same time.

APPLICATION



Grinding

TECHNOLOGY



Permanent

CHUCK DIMENSION



from 70 x 140 mm

HOLDING FORCE



100 N/cm²

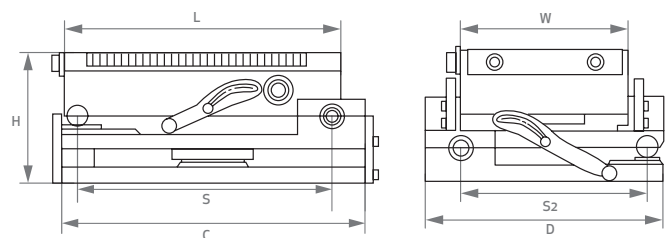
POLES



Transverse

Important parameters:

Holding force:	100 N/cm ²
Min. workpiece size:	4 x 4 x 1 mm
Poles:	Transverse
Regrinding limit:	7 mm
Pole pitch:	T1,9 1,4+0,5 mm (steel/brass)



Use:

- + accurate angle surface grinding, measuring, electrical discharge machining – EDM

Model	W (mm)	L (mm)	H (mm)	C x D (mm)	S (mm)	Weight (kg)
SINEC100175	100	175	104	210 x 140	165/110	15
SINEC130255	130	255	120	290 x 170	245/140	32
SINEC150300	150	300	123	335 x 190	290/160	43,5
SINEC150350	150	350	123	385 x 190	340/160	49,5
SINEC200400	200	400	124	435 x 240	390/210	73


For more information, visit www.walmagmagnetics.com

Neostar



**MONOBLOCK
PROTECTED**

- 100% WATERTIGHT
- 30% LONGER LIFE
- 15% LESS WEIGHT



When to choose a Neostar permanent magnetic chuck:

Thanks to the top plate with radial poles, the Neostar permanent chuck is primarily designed for turning and grinding round and ring shaped workpieces. The advantage is the possibility to machine of the front, inner and outer diameter of the workpiece in one operation.

APPLICATION



Turning

TECHNOLOGY



Permanent

DIAMETER



from 130 mm

HOLDING FORCE



140 N/cm²

POLES



Radial

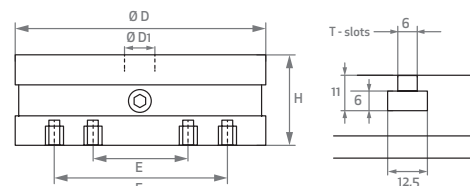
Model	D (mm)	H (mm)	D1 (mm)	E (mm)	F (mm)	Weight (kg)	Number of poles
NEOS130	130	57	15	-	100	5	10
NEOS150	150	57	15	80	120	7,3	10
NEOS200	200	57	20	110	180	13	12
NEOS250	250	70	30	140	220	25	16
NEOS300	300	73	38	180	260	37	16
NEOS350	350	73	40	220	300	49	20
NEOS400	400	74	40	260	340	68	20
NEOS500	500	78	50	300	400	109	24
NEOS600	600	78	90	350	450	172	30
NEOS700	700	78	90	350	450	234	30
NEOS800	800	110	100	400	700	420	30

Important parameters:

Application: Turning, circular grinding
 Min. workpiece limit: 35 mm
 Regrinding limit: 5 mm

Use:

- + turning and grinding of round and ring-shaped workpieces
- + facing work, internal and external diameter machining is possible separately or in one operation




Alustar



**MONOBLOCK
PROTECTED**

- 100% WATERTIGHT
- 30% LONGER LIFE
- 15% LESS WEIGHT



When to choose an Alustar permanent magnetic chuck:

The Alustar permanent chuck is used during turning and grinding of ring-shaped workpieces. The chuck excels due to its low weight resulting from the aluminium design of the body. It can cope with a larger weight range of machined components. With this chuck, you have the possibility to machine the front, inner and outer diameter of the workpiece in one operation.

APPLICATION



Turning

TECHNOLOGY



Permanent

DIAMETER



from 200 mm

HOLDING FORCE



140 N/cm²

POLES



Radial

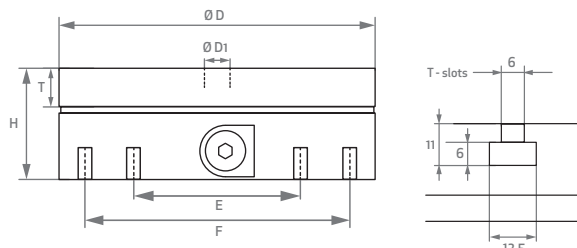
Important parameters:

Application:	Turning, circular grinding
Technology:	Permanent
Holding force:	140 N/cm ²
Min. workpiece size:	40 mm
Poles:	Radial
Regrinding limit:	5 mm

Use:

- + turning and grinding of round and ring-shaped workpieces

Model	D (mm)	H (mm)	D1 (mm)	E (mm)	F (mm)	Weight (kg)	Number of poles
ALUS20D200	200	79	20	110	180	11,5	12
ALUS20D250	250	79	30	166	220	18	16
ALUS20D300	300	82	38	180	260	27	16
ALUS20D350	350	82	40	220	300	36	20
ALUS20D400	400	84	40	260	340	47	20
ALUS30D500	500	109	50	330	400	98	24
ALUS30D600	600	109	90	350	450	142	30



For more information, visit www.walmagmagnetics.com

Maxgrip



**MONOBLOCK
PROTECTED**

- 100% WATERTIGHT
- 30% LONGER LIFE
- 15% LESS WEIGHT



When to choose permanent chuck Maxgrip:

Permanent circular magnetic chuck Maxgrip stands out for its high clamping force and versatility in use. The combination of solid top plate with relatively fine parallel pole arrangement and possibility to continuously control the clamping force means very easy centering of the workpieces during turning or grinding operations.

APPLICATION



Circular grinding

TECHNOLOGY



Permanent

DIAMETER



from 200 mm

HOLDING FORCE



160 N/cm²

POLES



Parallel

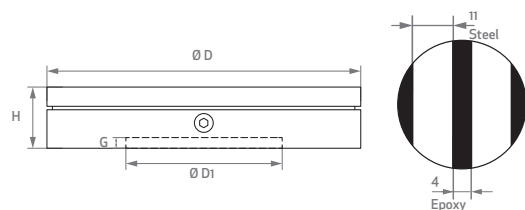
Important parameters:

Application:	Circular grinding, turning
Technology:	Permanent
Min. workpiece diameter:	40 x 8 mm
Regrinding limit:	10 mm
Poles:	T15/11 + 4 mm - steel/epoxy


Use:

+ clamping of workpieces during turning and circular grinding

Model	D (mm)	H (mm)	G (mm)	D1 (mm)	Weight (kg)
MAXGRIP155	155	57	5	50	7
MAXGRIP200	200	57	5	60	15
MAXGRIP250	250	57	5	80	22
MAXGRIP300	300	57	6	150	32
MAXGRIP350	350	57	6	170	43
MAXGRIP400	400	57	8	200	56



Permagrip



When to choose a Permagrip permanent magnetic chuck:

The Permagrip permanent magnetic chuck is an efficient aid for clamping workpieces during circular grinding. The steel base and the compact top plate with a high regrinding limit ensure a long life span.

APPLICATION



Circular grinding

TECHNOLOGY



Permanent

DIAMETER



from 150 mm

HOLDING FORCE



80 N/cm²

POLES



Parallel

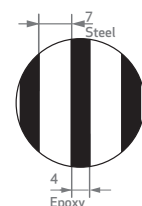
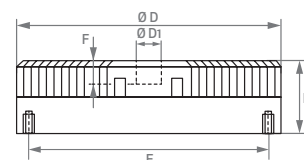
Important parameters:

Application:	Circular grinding
Technology:	Permanent
Holding force:	80 N/cm ²
Min. workpiece diameter:	35 x 5 mm
Poles:	Parallel
Regrinding limit:	7 mm
Pole pitch:	T11 7+4 mm (steel/epoxy)


Use:

- + fine final circular grinding in dry conditions and with cooling emulsion

Model	D (mm)	H (mm)	E (mm)	Weight (kg)
PERM150	150	63	120	8
PERM160	160	63	145	8,5






Neogrip



When to choose a Neogrip permanent magnetic chuck:

The Neogrip permanent magnetic chuck with a solid steel structure and robust control mechanism is designed for clamping workpieces with dimensions of 5 x 35 x 35 mm.

APPLICATION	TECHNOLOGY	DIAMETER	HOLDING FORCE	POLES
 Circular grinding	 Permanent	 from 100 mm	 80 N/cm ²	 Parallel

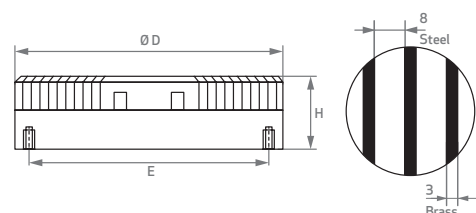
Important parameters:

Application:	Circular grinding
Technology:	Permanent
Holding force:	80 N/cm ²
Min. workpiece diameter:	35 x 5 mm
Poles:	Parallel
Regrinding limit:	7 mm
Pole pitch:	T11 8+3 mm (steel/brass)


Use:

- + finishing during circular grinding
- + circular grinding in dry conditions and with cooling emulsion
- + a tool for various mechanical workplaces

Model	D (mm)	H (mm)	E (mm)	Weight (kg)
NEOG100	100	51	86	3
NEOG130	130	51	120	5
NEOG150	150	51	137	7
NEOG200	200	51	182	12



Neospark



When to choose a Neospark permanent magnetic chuck:

The Neospark permanent magnetic chuck is suitable for workpiece clamping during electrical discharge machining. The high holding force and fine pole pitch make it possible to clamp small and thin workpieces. Moreover, this chuck offers comfortable control from the top of the magnet, so it is possible to use the entire area of the submersion working tank of your EDM machine better.

APPLICATION



EDM

TECHNOLOGY



Permanent

CHUCK DIMENSION



from 100 x 175 mm

HOLDING FORCE



100 N/cm²

POLES



Transverse

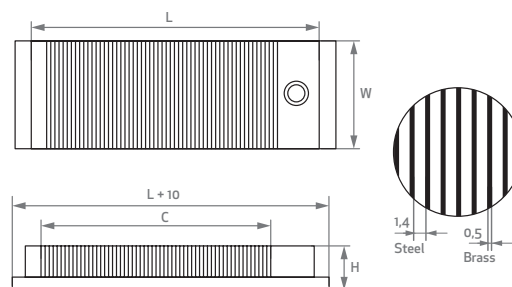
Important parameters:

Application:	EDM
Technology:	Permanent
Holding force:	100 N/cm ²
Min. workpiece size:	4 x 4 x 1 mm
Regrinding limit:	7 mm
Pole pitch:	T1,9 1,4 + 0,5 mm (steel/brass)

Use:

- + electrical discharge machining EDM
- + possibility of immersion in dielectric liquid
- + precise grinding of very small and thin parts

Model	W (mm)	L (mm)	H (mm)	C (mm)	Weight (kg)
NEOK100175	100	175	32	120	5
NEOK130255	130	255	32	200	9
NEOK150150	150	150	35	95	7
NEOK150300	150	300	35	245	13
NEOK150350	150	350	35	295	15
NEOK150450	150	450	35	395	19
NEOK200400	200	400	35	342	23



For more information, visit www.walmagmagnetics.com


Magbase 3D

Compatible with the Brunson connecting adapter

Compact design and low dead weight

High holding force 140 N/cm²

Very easy activation



When to choose magnetic base Magbase 3D:

A magnetic base is an excellent method of mounting the measuring arm onto the steel surface of the work table or directly onto the machine bed. Due to its low weight and easy switching, it is a really mobile tool for quick repositioning in case of measuring on different parts of the table. The measuring instrument with this base can be placed directly on the measured part.

APPLICATION



Accessories

TECHNOLOGY



Permanent

DIAMETER



150 mm

HOLDING FORCE



up to 140 N/cm²

POLES



Radial

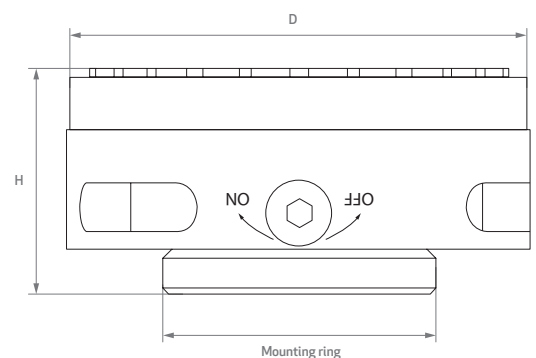
Important parameters:

Application:	Accessories
Technology:	Permanent
Holding force:	140 N/cm ²
Diameter:	150 mm
Poles:	Radial

Use:

- + accessories for portable measuring arms designed for highly precise measurement using touch probes
- + magnetic holder for laser scanner

Model	D (mm)	H (mm)	Weight (kg)	Mounting ring
MZPM150	150	73	4,95	89 mm x 8 UNC -2A



Magnetic blocks WBM



When to select WBM permanent magnetic blocks:

WBM magnetic blocks are an excellent tool for attaching components during surface machining or welding. With these blocks, you will get flexible attachment without disturbing contours for easy drilling, deburring, fine grinding, and mounting work.

APPLICATION



Accessories

TECHNOLOGY



Permanent

BLOCK DIMENSION



from 64 x 143 x 71 mm

HOLDING FORCE



up to 10 kN/cm²

CLAMPING SURFACES



3

Important parameters:

Application: Accessories
 Technology: Permanent
 Holding force: 5-10 kN

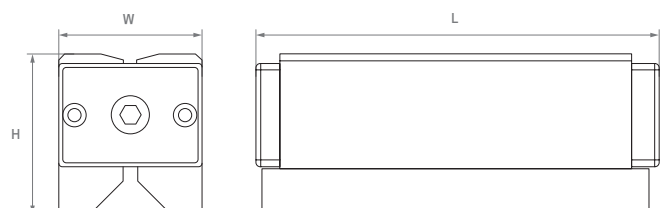
Use:

+ clamping components during welding, surface machining, drilling, deburring, fine grinding or mounting work

Additional information:


+ the delivery always content 2 magnetic blocks

Model	W (mm)	L (mm)	H (mm)	Weight (kg)
WBM500	64	143	71	3,9
WBM700	64	178	71	4,9
WBM1000	87	184	88	8,8



Laminated blocks

Possibility of machining to the required shape to adapt to various components



Possibility of transverse and longitudinal poles

By using them, it is possible to reduce magnetic field of the chuck for clamping of too small or thin workpieces

They can be used also as a lateral support when grinding workpieces with a low total contact area with a chuck

When to select laminated blocks:

Silver brazed laminated blocks are delivered for circular and rectangular chucks. They can be placed loosely or mechanically using screws or pins. They widen the application possibilities of the chuck, like holding non flat or irregularly shaped materials.

APPLICATION



Grinding

TECHNOLOGY



Non-magnetic

BLOCK DIMENSION



from 75 x 75 mm

POLE PITCH



T4 3 + 1 mm

POLES



Transverse/longitudinal

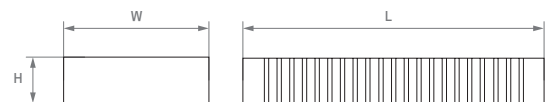
Model	W (mm)	L (mm)	H (mm)	Poles
LB2510075TP	75	100	25	transverse
LB25200100TP	100	200	25	transverse
LB25300200TP	200	300	25	transverse
LB25400300TP	300	400	25	transverse
LB257575LP	75	75	25	longitudinal
LB2575100LP	75	100	25	longitudinal
LB25150200LP	150	200	25	longitudinal
LB25100650LP	100	650	25	longitudinal
LB25150200LP	150	200	25	longitudinal
LB25150500LP	150	500	25	longitudinal
LB25200400LP	200	400	25	longitudinal
LB25300300LP	300	300	25	longitudinal
LB25400400LP	400	400	25	longitudinal
LB25400600LP	400	600	25	longitudinal

Important parameters:

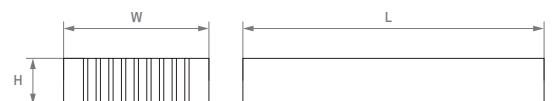
Application: Grinding
 Technologie: Non-magnetic
 Pole pitch: T4 3 + 1 mm (steel/brass)

Use:

- + refining
- + expansion of application possibilities of the chuck by clamping irregularly shaped material



Laminated blocks with transverse poles



Laminated blocks with longitudinal poles

For more information, visit www.walmagmagnetics.com

Accessories



Control units for EP chucks

- + suitable for mains operating voltage 200 – 400 VAC/50-60 Hz
- + IP protection class 66
- + the control unit is equipped with SW function to check the safe level of magnetization
- + control of up to 4 chucks at the same time (depending on control unit type)
- + overheating protection
- + possibility of independent control over selected circuits of poles in the set



Control units for EM chucks

- + possibility to set the holding force
- + control of more magnets at the same time
- + possibility of remote control of the chucks
- + possibility to choose a design - metal box (IP54) or panel (IP00)
- + powerful control system with a microprocessor
- + safety contact - the machine will not start up when the holding force is too low

Consult the suitable control unit for your chuck with us.



Fixed pole extensions

- + the workpiece is accessible from 5 sides
- + they determine a plane during using flexible extensions
- + they allow the clamping of straight components in a vertical position
- + free access for drilling through-holes
- + possibility to convert the extensions into various profiles to enable clamping of more complex shapes
- + possibility to use them as stop blocks for precise placement of the workpiece on the magnet or to prevent the displacement of the component during machining



Flexible pole extensions

- + possibility of machining components with uneven surfaces from five sides in one clamp
- + compensation of workpiece surface irregularities up to 5 mm
- + acceleration of work during machining of irregular workpieces
- + elimination of air gaps in irregular components to obtain the maximum holding force

For more information, visit www.walmagmagnetics.com

DEMAGNETIZATION

Some materials retain a relatively high amount of magnetism after exposure to a magnetic field. To eliminate this, the component must be demagnetized by an alternating magnetic field which is gradually reduced to zero. Our demagnetizers are used for this operation as they can efficiently eliminate the residual magnetism in various materials and workpieces of various dimensions.



Table demagnetizer DM

Also suitable as part of a production line, for example, under a conveyor belt



Different sizes of demagnetizer working area according to your needs

You can enlarge the work area by using more demagnetizers side by side

When to choose a DM table demagnetizer:

We recommend using the DM table demagnetizer where quick and simple demagnetization of tools and both flat and small cylindrical components is needed. The device is suitable not only for manual demagnetization, but it can be integrated into a production line very easily, for example, under a conveyor belt.

APPLICATION	TECHNOLOGY	WORKPIECE SIZE	DUTY CYCLE	HEIGHT OF DEMAG. FIELD
 Demagnetization	 Electro	 max. 400 x 280 mm	 20 %	 up to 40 mm

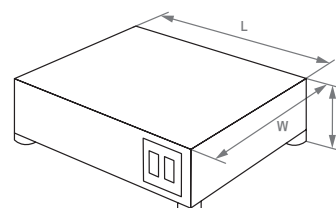
Important parameters:

Application:	Demagnetization
Technology:	Electro
Max. workpiece size:	400 x 280 mm
Duty cycle:	20 %
Height of demagnetization field:	up to 40 mm
Voltage:	230 VAC / 50 Hz

Use:

- + manual demagnetization of tools, dies, bearings, and other cylindrical and flat components
- + demagnetization under a conveyor belt on a production line
- + possibility of putting several demagnetizers side by side to create a larger working area

Model	W (mm)	L (mm)	H (mm)	Weight (kg)
DM3	250	180	87	8,7
DM4	280	266	87	12,6
DM5	400	306	87	17,6








Hand demagnetizer HD



When to choose a HD handheld demagnetizer:

You can use the HD handheld demagnetizer during mobile demagnetization of large or complex components where you cannot use table or tunnel demagnetizers, such as moulds, bearings, and various machine and mechanical parts, etc. It is an efficient tool where quick and mobile demagnetization is needed.

APPLICATION	TECHNOLOGY	VOLTAGE	DUTY CYCLE	HEIGHT OF DEMAG. FIELD
 Demagnetization	 Electro	 230/400 VAC	 20 %	 up to 30 mm

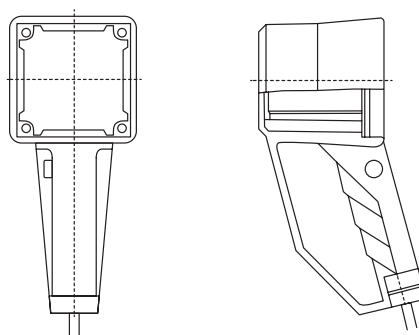
Important parameters:

Applikation:	Demagnetization
Technology:	Electro
Duty cycle:	20 %
Operating time:	10 min.
Height of demagnetization:	up to 30 mm
Voltage:	230 VAC / 50-60 Hz


Use:

- + quick mobile demagnetization of small and large or complex components

Model	Active area (mm)	Supply (VA)	Depth of the mag. field (mm)	Weight (kg)
HD1	105 x 75	300	max. 20	1,9
HD2	105 x 95	350	max. 40	2,2








Tunnel demagnetizer TDM



When to choose a TDM tunnel demagnetizer:

Tunnel demagnetizers are designed for demagnetization of large components with a cylindrical or square shape or for bulk demagnetization of thin-walled components. The dimensions of the component should be similar to those of the tunnel opening. They are designed for continuous operation, so they can be used in industrial production in connection with belt-type or roller-type conveyors.

APPLICATION	TECHNOLOGY	VOLTAGE	DUTY CYCLE	POWER SUPPLY CABLE
 Demagnetization	 Electro	 400/230 VAC	 100 %	 3 m

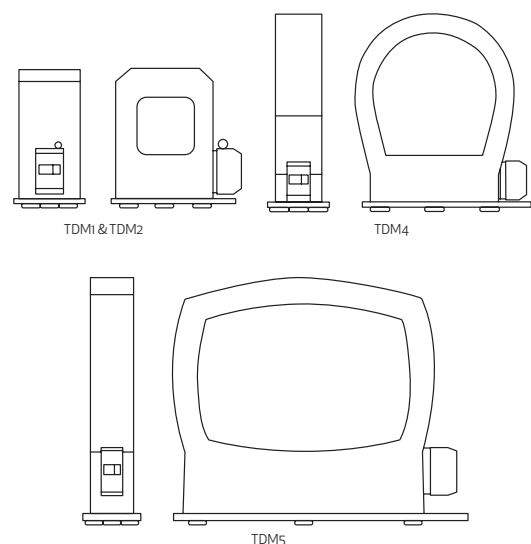
Important parameters:

Application:	Demagnetization
Technology:	Electro
Duty cycle:	100 %
Voltage:	400/230 VAC (optionally)

Use:

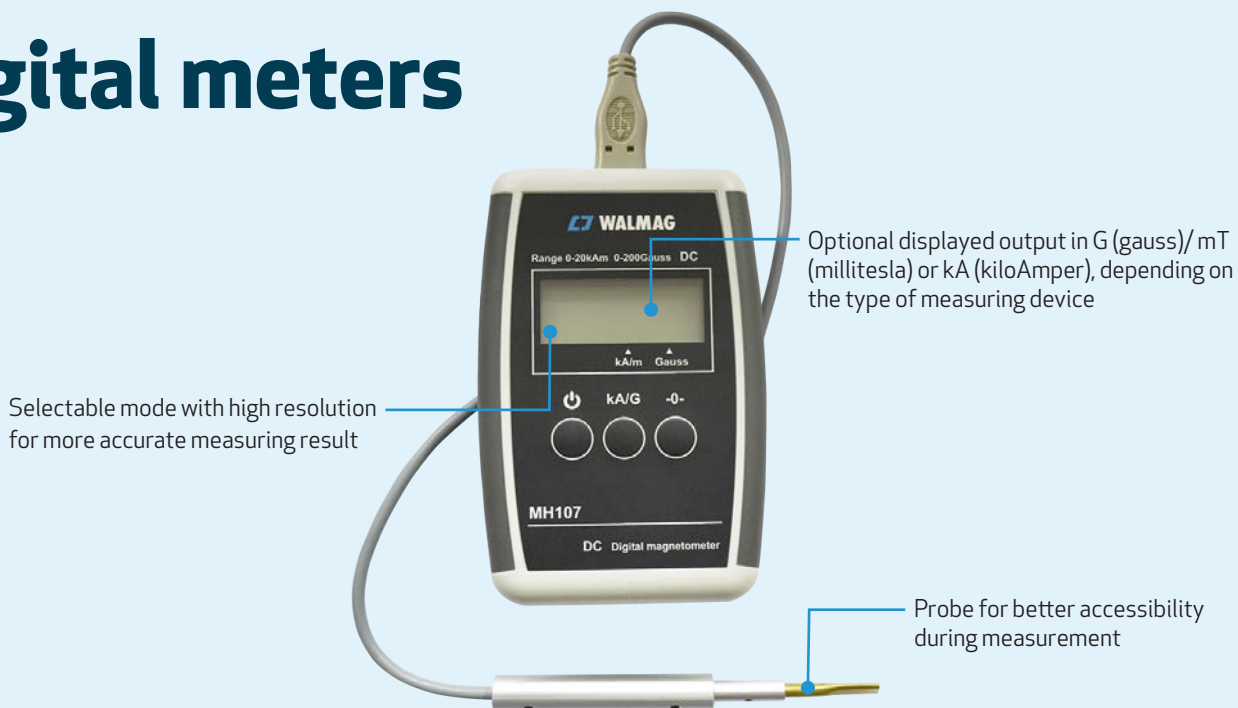
- + demagnetization of large components, workpieces, and component parts of various shapes
- + suitable for continuous operation

Model	Aperture (mm)	Power supply (VAC/Hz)
TDM5 230	600 x 420	230/50
TDM5 400	600 x 420	400/50
TDM4 230	460 x 465	230/50
TDM4 400	460 x 465	400/50
TDM2 230	255 x 255	230/50
TDM2 400	255 x 255	400/50
TDM1 230	180 x 180	230/50
TDM1 400	180 x 180	400/50







It can be delivered with a customized conveyor belt by request.

Digital meters



When to choose a digital meter for measuring residual magnetism:

Digital mobile meter is used for measuring residual magnetism in workpieces and components which were handled by lifting magnet or clamped on magnetic chuck. It is also suitable for measuring the magnetic properties of materials or the magnetic flux of motors. It has high capacity battery and battery life of up to 160 hours.

APPLICATION	TECHNOLOGY	BATTERY LIFE	MEASURING RANGE	UNITS
 Measuring magnetism	 Electro/battery	 up to 160 hod.	 up to 30 000 G	mT/kA/G 3 types

Important parameters:

Application:	Measuring magnetism
Technology:	Electro/battery
Battery life:	130 - 160 hour
Range:	0 - 30 000 G

Use:

MH-107 and TM-801 types:

- + measuring of residual magnetism
- + measuring of the magnetic flux in products where magnetic chucking is used

TM-801

- + measuring of magnetic flux in motors
- + measuring of the magnetic properties in materials

Model	W (mm)	L (mm)	H (mm)	Measuring range
MH-107	79	119	24	0 - 199.9 G
TM-801	64	140	30	0 - 30 000 G

MAGNETIC DRILLING MACHINES

The magnetic drilling machine combines the features of a classic handheld drilling machine and the stand provided with an electromagnet. Thanks to this, you will obtain secure connection with the workpiece. Our magnetic drilling machines can be used for drilling with annular cutters and cylindrical drill bits. They are suitable for both smaller workshops and for industrial production.

Magnetic drilling machines



Model	MD 1050	MD 1100	MD 1375-S	MD 1800
Annular cutter diameter	12 - 32 mm	12 - 40 mm	12 - 50 mm	12 - 80 mm
Cylindrical drill diameter	1 - 13 mm	1 - 16 mm	1 - 23 mm	1 - 31,75 mm
Thread	-	-	M3 - M20	-
Recess	-	-	Ø 10 - 40 mm	-
Stroke	150 mm	150 mm	170 mm	260 mm
Weight	12 kg	12,1 kg	14 kg	28 kg
Total power	1050 W	1100 W	1375 W	1800 W
Chuck	19,05 mm Weldon	19,05 mm Weldon	MC.2	MC.3
Voltage	110 V/220 V	110 V/220 V	110 V/220 V	110 V/220 V

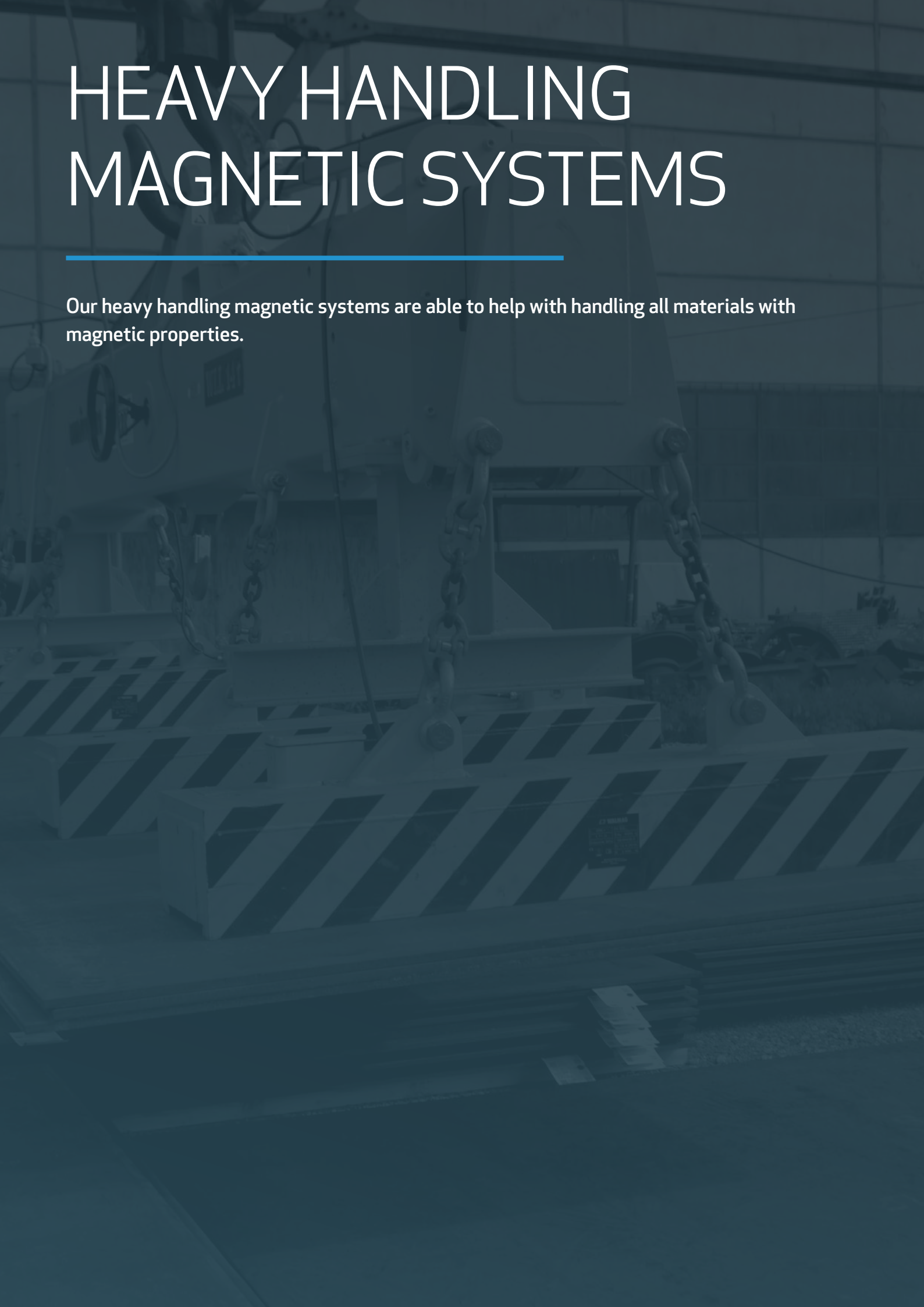


Model	MD 2050	TUBE 950	ACU 500	AIR 400
Annular cutter diameter	12 - 100 mm	12 - 30 mm	12 - 36 mm	12 - 52 mm
Cylindrical drill diameter	1 - 31,75 mm	1 - 13 mm	1 - 13 mm	-
Thread	M3 - M30	-	-	-
Recess	Ø 10 - 50 mm	-	-	-
Stroke	260 mm	90 mm	230 mm	120 mm
Weight	28 kg	11 kg	15 kg	13 kg
Total power	2050 W	950 W	1300 W	min. 6.3 bar (90 PSI)
Chuck	MC.3	19,05 mm Weldon	19,05 mm Weldon	19,05 mm Weldon
Voltage	110 V/220 V	110-120V/50-60 Hz	100 - 240 V AC	-

For more information, visit www.walmagmagnetics.com

HEAVY HANDLING MAGNETIC SYSTEMS

Our heavy handling magnetic systems are able to help with handling all materials with magnetic properties.



Heavy handling magnetic systems



Handling at flame cutting machines

- + increase in machine tool productivity by ultimate shortening of time for removal of burned pieces from the table
- + quick and efficient handling of whole bundles
- + quick picking of individual items by means of telescopic poles for individual material
- + tip-off function i.e. discharging individual profiled sections, tubes, square tubes, etc.
- + possibility of mechanical add-ons for handling chains or for pallet hooks (stacking cradle)



Scrap magnets

- + electromagnets for all kinds of scrap
- + we design the required optimum diameter and power

Sophisticated, highly technologically advanced power supply units for electromagnets:

- + model with transformer or DC converter with dynamic demagnetization
- + load test (for verification of safe load handling)
- + tip-off function, gradual preselection of magnetization level, quick demagnetization, visualization of system status
- + standard back-up in case of power cut for 20 min. with immediate start-up



Handling material in coils

- + possibility of both vertical and horizontal handling
- + elimination of mechanical damage, e.g. to the edge of sheet metal in coils
- + enhanced effectiveness of the storage space without the necessity of handling aisles
- + for handling coils, we tailor to individual requirements, e.g. a smaller system with lightweight battery-powered magnets

Magnetic applications around the world



WALMAG MAGNETICS s. r. o.

Like few others in Europe, Walmag has a long history with manufacturing magnets for the engineering industry. Its roots in Czech manufacturing go back to the 1960s. For 20 years, starting in 1991, it was a part of the international holding Walker Magnetics Group (USA) and bore the name Walker Pilana Magnetics. It became independent in 2011 and changed its name to Walmag Magnetics. Our products are well known and used all around the world.


Why WALMAG?



The Walmag brand carries tradition, quality and affordability in the background of its own development and production center.



Walmag's philosophy helps customers improve the safety and efficiency of their production processes.



Professional warranty and post-guarantee service, repair and repair of magnet of all technologies.

walmagmagnetics.com

